



NEW YORK STATE BRIDGE AUTHORITY

P.O. Box 1010, Highland, New York 12528 P: (845) 691-7245 F: (845) 691-3560

ANDREW M. CUOMO, *Governor*

JOSEPH RUGGIERO, *Executive Director*

BOARD

FRANCIS VECELLIO
Chairman

RICHARD A. GERENTINE
Vice Chairman

RODERICK O. DRESSSEL
C. VANE LASHUA

ROGER P. HIGGINS
JOSEPH RAMAGLIA

BOARD MEETING AGENDA **SEPTEMBER 20, 2012 - 3:00 P. M.**

I. ADOPT THE REGULAR BOARD MEETING MINUTES OF AUGUST 16, 2012

II. BUSINESS ITEMS:

1. ADMINISTRATION:

- a. IBM/Hardware Software Maintenance Renewal

2. ENGINEERING AND MAINTENANCE:

- a. 5-Year Capital Plan
- b. Systemwide Street Sweeping Contract Extension – Third Extension
- c. KRB Overlay Repairs
- d. Jobs in Progress Monthly Report

3. FINANCIAL:

- a. Investment Report
- b. Operating Budget
- c. Bridge System Net Revenues

4. HUMAN RESOURCES:

None

5. INFORMATION TECHNOLOGY:

- a. Microsoft Licensing Services
- b. Mid-Hudson Bridge – Necklace Lights

B R I D G E S

RIP VAN WINKLE
P.O. Box 286
Catskill, NY 12414
(518) 943-2360

KINGSTON-RHINECLIFF
P.O. Box 1400
Kingston, NY 12402
(845) 336-8181

MID-HUDSON
P.O. Box 1010
Highland, NY 12528
(845) 691-7221

NEWBURGH-BEACON
P.O. Box 28
Beacon, NY 12508
(845) 831-3700

BEAR MOUNTAIN
P.O. Box 323
Ft. Montgomery, NY 10922
(845) 446-4721

6. OPERATIONS:

- a. New York State Thruway Authority – 2nd Quarter 2012 E-ZPass Expenses
- b. Project Assignment to Traffic Technologies Inc.
- c. Project Nightwatch – IT Consultant Additional Support

III. REPORTS TO BOARD:

- a. Executive Director's Monthly Activity Report
- b. Traffic Classification Comparison Report
- c. Travel Authorization

IV. PRESENTATION TO BOARD

V. NEW BUSINESS:

VI. OLD BUSINESS:

- a. Updated Due Diligence Study for Newburgh-Beacon Bridge Rehabilitation Project

VII. ATTORNEY CLIENT PRIVILEGE:

VIII. ADJOURNMENT:

N E X T M E E T I N G

October 18, 2012

Regular Meeting

3:00 P.M.

MINUTES OF THE REGULAR MEETING OF THE
NEW YORK STATE BRIDGE AUTHORITY

HELD AT HEADQUARTERS, HIGHLAND, N.Y. ON
August 16, 2012

Business agenda documents/reports are mailed to the Board Members and General Counsel one week prior to the meeting. Board meetings are web cast and copy of the web cast is kept as part of the Board meeting files.

IN ATTENDANCE:

BOARD MEMBERS:

Gerentine, Richard A., Vice Chairman
Higgins, Roger P., Commissioner
Lashua, C. Vane, Commissioner
Ramaglia, Joseph, Commissioner

Whitbeck, Carl G., Counsel

OFFICERS:

Ruggiero, Joseph, Secretary
Bushek, Brian, Treasurer

ABSENT:

Vecellio, Francis N., Chairman
Dressel, Roderick O., Commissioner

Vice Chairman Gerentine called the meeting to order at 3:04 pm and called for a motion to adopt the minutes of the July 19, 2012 Regular Meeting. On motion of Commissioner Higgins, seconded by Commissioner Ramaglia, the minutes of the July 19, 2012 Regular Meeting were adopted unanimously.

ENGINEERING:

1) Jobs in Progress Monthly Report

Mr. Moreau reported on the Engineering Jobs in Progress Report for the month of July, noting that the Newburgh-Beacon painting project is going well and remains on schedule. The Walkway Over the Hudson emergency deck repairs are also progressing on schedule. The overlay replacement at the Mid-Hudson Bridge on the East approach is coming to an end. All underwater inspections are complete with the exception of the Bear Mountain Bridge. Vice Chairman Gerentine called for a motion. On a motion of Commissioner Higgins, seconded by Commissioner Ramaglia, the following resolution was adopted unanimously:

NEW YORK STATE BRIDGE AUTHORITY

BOARD RESOLUTION

Resolution No.: 012-089

Resolution Date: August 16, 2012

WHEREAS, the Board has reviewed the monthly Engineering Progress Report on Capital Project Status; and

BE IT RESOLVED that the Engineering Progress Report is accepted as an instrument documenting the Board's briefing of Capital Construction activities; and

BE IT FURTHER RESOLVED that the Executive Director, or his designee, is hereby authorized and directed to take the necessary measures to implement this resolution.

IN WITNESS WHEREOF, this resolution has been duly adopted this 16th day of
August 2012.

Joseph Ruggiero, Secretary

FINANCIAL:

1) Investment Transaction Report

Mr. Bushek reviewed the Investment Report for the month of July noting four investments for the month. Mr. Bushek mentioned the interest income held study at 3.8%. Vice Chairman Gerentine called for a motion. On a motion of Commissioner Ramaglia, seconded by Commissioner Lashua, the following resolution was adopted unanimously:

NEW YORK STATE BRIDGE AUTHORITY

BOARD RESOLUTION

Resolution No.: 012-090

Resolution Date: August 16, 2012

WHEREAS, the investment control procedures for the New York State Bridge Authority provide that the Board shall review and approve the report of investment transactions completed since the meeting of the Board on July 19, 2012; now therefore

BE IT RESOLVED the New York State Bridge Authority does hereby concur with and approve the investment report as filed with this body on this date for the purpose noted; and

BE IT FURTHER RESOLVED that the Executive Director, or his designee, is hereby authorized and directed to take the necessary measures to implement this resolution.

IN WITNESS WHEREOF, this resolution has been duly adopted this 16th day of August 2012.

Joseph Ruggiero, Secretary

INFORMATION TECHNOLOGY:

1) Transdyn Preventative Maintenance Agreement

In Mr. Herd's absence, Mr. Bellucci presented Information Technology's agenda items. Mr. Bellucci noted that Transdyn holds the Systemwide Intelligent Transportation System (ITS) contract for the NYSBA. As part of this agreement, NYSBA has requested a twice a year ITS preventative maintenance program which will provide inspection, cleaning and tuning of cameras, VMS/LUS signs and control cabinets twice a year. The cost for this service has been quoted as \$144,145.00 annually and covers over 200 devices. Mr. Bellucci went on to say that to align the timeframe of the maintenance to Transdyn's general ITS consultant contract, we are requesting a 6 month addendum initially at a cost of \$72,072.50. A brief discussion ensued regarding in-house maintenance and the large number of devices that need to be maintained on a regular basis. Vice Chairman Gerentine called for a motion. On a motion of Commissioner Ramaglia, seconded by Commissioner Higgins, the following resolution was adopted unanimously:

NEW YORK STATE BRIDGE AUTHORITY

BOARD RESOLUTION

Resolution No.: 012-091

Resolution Date: August 16, 2012

WHEREAS the Board of Commissioners has reviewed the memorandum regarding the funding for the Authority's ITS Preventive Maintenance addendum to Contract; BA-2010-RO-001-ES awarded by resolution of the board dated January 21, 2010 to Transuding; and

WHEREAS, the Authority has requested funding for preventive maintenance of the ITS system through our ITS Consultant with a lump sum payment of \$72,072.50 now therefore

BE IT RESOLVED that funding for contract BA-2010-RO-001-ES Intelligent Transportation Systems Preventative Maintenance addendum be at a lump sum amount of \$75,000.00; and

BE IT FURTHER RESOLVED that the Executive Director, or his designee, is hereby authorized and directed to take the necessary measures to implement this resolution.

IN WITNESS WHEREOF, this resolution has been duly adopted this 16th day of August, 2012.

Joseph Ruggiero, Secretary

2) Authorization for General Maintenance and ITS Consulting for Transdyn

The budget amount for Transdyn as NYSBA's ITS Consultant is \$125,000.00 for the year. The ITS Consultant Contract is an as needed and on-call Agreement. In March 2012 \$50,000.00 was allocated to Transdyn. Funds have been expended reducing the available amount to approximately \$5,000.00. This request is to allocate the remaining amount of \$75,000.00 for the maintenance of the ITS System. Vice Chairman Gerentine called for a motion. On a motion of Commissioner Higgins, seconded by Commissioner Ramaglia, the following resolution was adopted unanimously:

NEW YORK STATE BRIDGE AUTHORITY

BOARD RESOLUTION

Resolution No.: 012-092

Resolution Date: August 16, 2012

WHEREAS the Board of Commissioners has reviewed the memorandum regarding the funding for the Authority's General System-Wide ITS Engineering Consulting Contract; BA-2010-RO-001-ES awarded by resolution of the board dated January 21, 2010 to Transdyn; and

WHEREAS, the Authority has requested funding for maintenance of the ITS system through our ITS Consultant with a not-to-exceed of \$75,000.00 now therefore

BE IT RESOLVED that funding for contract BA-2010-RO-001-ES Intelligent Transportation Systems Consultant be at a not-to-exceed amount of \$75,000.00; and

BE IT FURTHER RESOLVED that the Executive Director, or his designee, is hereby authorized and directed to take the necessary measures to implement this

resolution.

IN WITNESS WHEREOF, this resolution has been duly adopted this 16th day of
August, 2012.

Joseph Ruggiero, Secretary

3) Extension of Mid-Hudson Bridge and Newburgh-Beacon Bridge Video Systems Improvements

Mr. Bellucci reported to the Board that Transdyn was awarded a not-to-exceed amount of \$50,460.00 under a separate resolution to switch the old video systems at NBB and MHB to the newer technology utilized at the remaining three bridges. This is part of the Port Security Grant which the Authority is reimbursed for 75% of the costs. During the upgrade, an issue was uncovered that requires work outside the original scope. Reconfiguration of each physical camera is required to allow certain programming. Transdyn has provided the Authority with an estimate of 139 hours to complete this task at a not-to-exceed amount of \$20,130.00, bringing the total upgrade project price to \$70,590.00. Vice Chairman Gerentine called for a motion. On a motion of Commissioner Higgins, seconded by Commissioner Ramaglia, the following resolution was adopted unanimously:

NEW YORK STATE BRIDGE AUTHORITY

BOARD RESOLUTION

Resolution No.: 012-093

Resolution Date: August 16, 2012

WHEREAS the Board of Commissioners authorizes the additional work to the Newburgh-Beacon and Mid-Hudson Bridges facilities video systems in the amount not-to-exceed \$20,130.00; and

BE IT RESOLVED that funding for contract BA-2010-RO-013-HS-4 ITS/Video Installation Project to Transdyn be increased to a not-to-exceed amount of \$70,590.00; and

BE IT FURTHER RESOLVED that the Executive Director, or his designee, is hereby authorized and directed to take the necessary measures to implement this resolution.

IN WITNESS WHEREOF, this resolution has been duly adopted this 16th day of August, 2012.

Joseph Ruggiero, Secretary

REPORTS TO BOARD:

1) Monthly Activity Report of the Executive Director

The Monthly Activity Report was submitted by Executive Director Joseph Ruggiero noting no expenditures in the month of July.

2) Traffic Classification Report

Mr. Ruggiero reported the Traffic Classification Comparison report for the year to date July 2012 numbers. This report shows the traffic count on each bridge, as well as the associated revenue. Year-to-date, New York State Bridge Authority's revenues are \$9,570,250.00 above last year's receipts. Mr. Ruggiero added that the MTA is selling E-ZPass in their booths and the Authority will be researching that option. No action was required by the Board.

NEW BUSINESS:

1) Agreement Regarding Security Cameras

Mr. Bellucci indicated to the Board that the City of Poughkeepsie Police Department is seeking to install two cameras on the Walkway Over the Hudson Bridge to assist them in monitoring activity and providing police services to the Park. As they will be monitoring the state park, operated by the New York State Office of Parks, Recreation & Historic Preservation, and installing the cameras on a structure owned and maintained by the NYS Bridge Authority, the City PD is seeking a three way simple licensing agreement. The agreement specifies that the City of Poughkeepsie will be solely responsible and accepts all liability for all aspects of the cameras except for the minimal

electricity charges which will be assumed by Parks. Mr. Bellucci noted that this is another example of cooperation between government entities and is mutually beneficial to the public. Vice Chairman Gerentine called for a motion. On a motion of Commissioner Ramaglia, seconded by Commissioner Higgins, the following resolution was adopted unanimously:

NEW YORK STATE BRIDGE AUTHORITY

BOARD RESOLUTION

Resolution No.: 012-094

Resolution Date: August 16, 2012

WHEREAS, the City of Poughkeepsie Police Department is seeking to install two cameras on the Walkway Over the Hudson bridge to assist them in monitoring activity and providing police services to the Walkway Over the Hudson State Historic Site; and,

WHEREAS, the City of Poughkeepsie will be responsible for liability and responsibility for all aspects of these cameras and no costs or liability will be incurred by the NYS Bridge Authority; and,

WHEREAS, the City of Poughkeepsie Police Department will be monitoring the state park, operated by the New York State Office of Parks, Recreation & Historic Preservation, and installing the cameras on a structure owned and maintained by the NYS Bridge Authority, the City of Poughkeepsie and State Parks are seeking a three way licensing agreement to allow the installation and operation of these cameras; now therefore

BE IT RESOLVED that the Board of Commissioners of the NYS Bridge Authority authorizes the Executive Director, with the advice and consent of Authority counsel, to enter into such an agreement; and

BE IT FURTHER RESOLVED that the Executive Director, or his designee, is hereby authorized and directed to take the necessary measures to implement this resolution.

IN WITNESS WHEREOF, this resolution has been duly adopted this 16th day of August, 2012.

Joseph Ruggiero, Secretary

This concluded the regular meeting. Vice Chairman Gerentine asked for a motion to adjourn the meeting. On a motion of Commissioner Higgins, seconded by Commissioner Ramaglia and approved unanimously, the regular meeting adjourned at 3:19 P.M.

The next regular meeting is scheduled for September 20, 2012 at 3:00 P.M. at Headquarters.

NEW YORK STATE BRIDGE AUTHORITY

BOARD RESOLUTION

Resolution No.: _____

Resolution Date: _____

WHEREAS, the Board has received a quotation for a 3-year renewal of its hardware and software maintenance agreement for its IBM iSeries computer system which runs its business applications; and

WHEREAS, the Board has reviewed its staff memo indicating that the quotation in the amount of \$29,864.71 is provided by Sirius Computer Solution (SCS), a NYS Office of General Services authorized IBM reseller; and

WHEREAS, the Board has determined it to be in the public interest to procure such maintenance protection to insure the full functioning of its business computing systems; now

BE IT RESOLVED that a purchase order be issued to Sirius Computer Solutions for the maintenance agreement as quoted for the three-year period ending August 20,2015 in the amount of \$29,864.71; and

BE IT FURTHER RESOLVED that the Executive Director, or his designee, is hereby authorized and directed to take the necessary measures to implement this resolution.

IN WITNESS WHEREOF, this resolution has been duly adopted this 20th day of
September, 2012.

Joseph Ruggiero, Secretary



**New York State Bridge Authority
Capital Improvement Program
2013 - 2017
(\$ 000,000's)**

September 10, 2012

FACILITY	2012	PROGRAM YEARS					FIVE YEAR TOTAL
		2013	2014	2015	2016	2017	
Rip Van Winkle Bridge	\$0.000	\$3.000	\$1.000	\$0.000	\$0.000	\$1.600	\$5.600
Kingston-Rhinecliff Bridge	\$0.000	\$1.600	\$0.000	\$0.000	\$0.000	\$0.000	\$1.600
Mid-Hudson Bridge	\$0.800	\$0.550	\$0.000	\$1.000	\$4.000	\$5.000	\$10.550
Newburgh-Beacon Bridge	\$9.000	\$42.250	\$31.500	\$29.250	\$2.000	\$0.000	\$105.000
Bear Mountain Bridge	\$0.000	\$0.000	\$0.000	\$2.000	\$0.000	\$1.000	\$3.000
Walkway over the Hudson	\$4.732	\$0.550	\$0.025	\$0.400	\$5.325	\$7.625	\$13.925
Systemwide (Engineering)	\$2.364	\$4.738	\$2.256	\$2.415	\$2.430	\$2.595	\$14.434
Systemwide (IT Dept.)	\$0.348	\$0.981	\$0.523	\$0.453	\$0.418	\$0.393	\$2.768
Systemwide (Adm. & Ops.)	\$1.072	\$1.284	\$0.182	\$4.164	\$0.324	\$1.842	\$7.796
Totals..	\$18.316	\$54.953	\$35.486	\$39.682	\$14.497	\$20.055	\$164.673

New York State Bridge Authority
 Capital Improvement Program
 2013 - 2017
 (\$ 000,000's)

Engineering

September 10, 2012
 Page 3 - MHB



Project I.D.	Project Type	Project Title/Description	Phase	Program Years					TOTAL	Remarks	
				2012	2013	2014	2015	2016			2017
M0001 2010	Facility Rehab	BA2010-RE-107: Mid-Hudson, E. Approach Roadway Deck and Joint repairs, Waterproofing asphalt overlay	CONST	0.800					0.000	0.000	Project completed Fall 2012
			OTHER						0.000	0.000	
			TOTAL	0.800	0.000	0.000	0.000	0.000	0.000	0.000	
M0002 2010	Preventive Maintenance	Mid-Hudson, Maintenance Painting Power tool clean and spot paint stiffening truss & towers	CONST					2.000	2.000	2.000	
			OTHER						0.000	0.000	
			TOTAL	0.000	0.000	0.000	0.000	2.000	2.000	2.000	
M0003 2008	Facility Rehab	Mid-Hudson, Main Span Overlay Mill and fill main span overlay with asphalt waterproofing membrane. Replace asphaltic plug joints	CONST				1.000			1.000	
			OTHER						0.000	0.000	
			TOTAL	0.000	0.000	0.000	1.000	0.000	0.000	1.000	
M0004	Facility Improvement	Mid-Hudson, Building Renovations Administration building roof, HVAC, windows, doors, Headquarters - HVAC replacement	CONST		0.550					0.550	2013 - Building Renovations & Asbestos Removal 2013 - Administration Roof
			OTHER							0.000	
			TOTAL	0.000	0.550	0.000	0.000	0.000	0.000	0.550	
M0005 2010	Facility Rehab	Mid-Hudson, East Approach Viaduct Spans Lead abatement of approach spans including arch truss over the Metro-North rail line.	CONST					3.000	3.000	3.000	
			OTHER							0.000	
			TOTAL	0.000	0.000	0.000	0.000	0.000	3.000	3.000	



New York State Bridge Authority
 Capital Improvement Program
 2013 - 2017
 (\$ 000,000's)

Engineering

Project I.D.	Project Type	Project Title/Description	Phase	Program Years					TOTAL	Remarks					
				2012	2013	2014	2015	2016			2017				
M0006 2008	Investigation	BA2009-RE-103: Mid-Hudson, Main Cable Inspection 2009 Evaluation and Inspection of the Main Cable. Evaluate extending inspection cycle to 10 years - 2019.	CONST					2.000		2.000					
			OTHER						0.000		0.000				
			TOTAL	0.000	0.000	0.000	0.000	2.000	0.000	2.000					
M0008 2011	Facility Rehab	Mid-Hudson, West Approach Roadway Paving Pavement Joint repairs, drainage upgrade and cleaning, milling and re-pave, and striping.	CONST					2.000		2.000					
			OTHER							0.000		0.000			
			TOTAL	0.000	0.000	0.000	0.000	2.000	0.000	2.000					
			CONST								0.000				
			OTHER									0.000			
			TOTAL	0.000	0.000	0.000	0.000	0.000	0.000	0.000		0.000			
			CONST										0.000		
			OTHER											0.000	
			TOTAL	0.000	0.000	0.000	0.000	0.000	0.000	0.000		0.000			
			CONST											0.000	
			OTHER												0.000
			TOTAL	0.000	0.000	0.000	0.000	0.000	0.000	0.000		0.000			



**New York State Bridge Authority
Capital Improvement Program
2013 - 2017
(\$ 000,000's)**

Engineering

September 10, 2012
Page 5 - NBB

Project I.D.	Project Type	Project Title/Description	Phase	Program Years					TOTAL	Remarks	
				2012	2013	2014	2015	2016			2017
N0001 2007	Facility Rehab	Newburgh-Beacon, South Span Deck Replacement Replace deck, upgrade electrical system, install waterproofing overlay, pedestrian walkway steel repairs and select painting of weathering steel (2017).	CONST		26,000	28,500	27,500			82,000	2012 - Design Services 2013 - 2014; Construction & Inspection 2017 - Select Maintenance Painting \$5mil allotted to Deck project for added electrical and steel repairs.
			ENGR	1,250	1,750	1,750			5,250		
			TOTAL	1,250	27,750	30,250	29,250	0,000	0,000	87,250	
N0002 2008	Preventive Maintenance	BA2012-RE-103-NBB, North Span Painting (Phase II) Full structure coating in compliance with lead abatement regulations, including girder spans, deck trusses, thru truss, beam spans and floor system. Phase II - West Abutment to Pier 7	CONST	5,000	14,000	1,000				15,000	
			INSPECT	0,250	0,500	0,250				0,750	
			TOTAL	5,250	14,500	1,250	0,000	0,000	0,000	15,750	
N0003 2009	Preventive Maintenance	Newburgh-Beacon, North Span Overlay BA2010-RE-103 Remove existing concrete overlay and install a "Rosphalt" asphaltic waterproofing membrane.	CONST	2,500						0,000	Project completed Fall 2012
			OTHER							0,000	
			TOTAL	2,500	0,000	0,000	0,000	0,000	0,000	0,000	
N0005 2000	Facility Improvement	Newburgh-Beacon, Approach Interchanges Replace I-84 structure over Rte. 9W, west approach Revised 5/18/11 - \$10 mil postponed from 2014 to 2018	CONST							0,000	1) Federation Project, \$35 mil, post 2016 for "All electronic tolling" (AET) requirements. 2) In 2000, our General Consultant indicated that this structure is nearing its useful service life due to low fatigue capacity and low clearance. Federation Project, \$10 mil, 2014 postponed 2018.
			OTHER							0,000	
			TOTAL	0,000	0,000	0,000	0,000	0,000	0,000	0,000	
N0006 2011	Facility Improvement	Newburgh-Beacon, East & West Approach Paving Approach highway resurfacing I-84, maintenance jurisdiction between east approach Rte. 9D and west approach Rte. 9W, excluding bridge surface.	CONST					2,000		2,000	
			OTHER							0,000	
			TOTAL	0,000	0,000	0,000	0,000	2,000	0,000	2,000	



**New York State Bridge Authority
Capital Improvement Program
2013 - 2017
(\$ 000,000's)**

Engineering

September 10, 2012
Page 7 - WOTH

Project I.D.	Project Type	Project Title/Description	Phase	Program Years					TOTAL	Remarks	
				2012	2013	2014	2015	2016			2017
W0001 2010	Investigation	BA2010-RE-105: WOTH, Bridge Inspection Performed detailed inspection of the bridge structure with hands-on inspection of fracture critical members, 5 year cycle, 2010 and 2015. 2012 - Underwater inspection to be included with Authority's current 5 yr cycle, see S0002.	CONST							0.000	M&M; WOTH Bridge Inspection 105.1 ES
			OTHER	0.250	0.100	0.025	0.400	0.025	0.025	0.575	
			TOTAL	0.250	0.100	0.025	0.400	0.025	0.025	0.575	
W0003 2010	Facility Rehab	Walkway-over-the-Hudson, Steel Repairs Continue with removal and replacement of lateral connection plates and strengthening of sway frames.	CONST							2.600	\$2.6 Delayed to 2017, see W0009
			OTHER							0.000	
			TOTAL	0.000	0.000	0.000	0.000	0.000	2.600	2.600	
W0004 2010	Facility Rehab	Walkway-over-the-Hudson, Navigational Lighting USCG requirement for navigational lighting	CONST		0.450						0.450
			OTHER	0.097							0.000
			TOTAL	0.097	0.450	0.000	0.000	0.000	0.000	0.450	
W0006 2011	Preventative Maintenance	WOTH, Steel Repairs and Painting Begin multi-year program of steel repairs and program to include cleaning and painting the bridge.	CONST						5.000		10.000
			OTHER								0.000
			TOTAL	0.000	0.000	0.000	0.000	5.000	5.000	10.000	
W0007 2011	Preventative Maintenance	WOTH - River Pier Base Repairs Reconstruct concrete pier base units. River pier re-pointing	CONST						0.300		0.300
			OTHER								0.000
			TOTAL	0.000	0.000	0.000	0.000	0.300	0.000	0.300	



New York State Bridge Authority
 Capital Improvement Program
 2013 - 2017
 (\$ 000,000's)

Engineering

Project I.D.	Project Type	Project Title/Description	Phase	Program Years					TOTAL	Remarks		
				2012	2013	2014	2015	2016			2017	
S0001	Investigation	BA2011-RE-101: General Consultant and Inspections Annual detailed inspection of each bridge facility with hands on inspection of all fracture critical members. Odd year biennial inspection: KRB & NBB (N&S spans) Even year biennial inspection: RVWB, MHB & BMB	INSP	0.260	0.410	0.275	0.430	0.445	0.460	2.020	Other - Biennial Inspection support, Authority personnel and equipment, UB 60 & UB 30.	
			NYSBA	0.074	0.078	0.081	0.085	0.085	0.085	0.414		
			TOTAL	0.334	0.488	0.356	0.515	0.530	0.545	2.434		
S0002 2007	Investigation	Periodic Underwater Bridge Inspections Diver hands-on inspection and video tape inspections of all Authority in-water piers below the water surface. Work include observation and recommendation by professional engineers, 5 yr. cycle.	INSP	0.100					0.150	0.150		
			OTHER							0.000	0.000	
			TOTAL	0.100	0.000	0.000	0.000	0.000	0.150	0.150		
S0003	Extra Maintenance	BA20XX-RE-102: In-House Capital Projects In-House construction activities	CONST	1.400	1.000	1.000	1.000	1.000	1.000	5.000		
			ENGR	0.250	0.250	0.250	0.250	0.250	0.250	1.250	1.250	
			TOTAL	1.650	1.250	1.250	1.250	1.250	1.250	6.250		
S0004	Extra Maintenance	BA2010-RE-101: Capital Maintenance Projects Standby readiness contract for urgent bridge and highway repairs. Wind link repair at MHB 2012-2013	CONST	0.280	0.250	0.150	0.150	0.150	0.150	0.850		
			OTHER							0.000	0.000	
			TOTAL	0.280	0.250	0.150	0.150	0.150	0.150	0.850		
S0005 2008	Preventive Maintenance	Systemwide, River Pier Base Repairs Masonry pier pointing, concrete repairs and rip-rap placement as recommended from underwater and visual inspections.	CONST		1.250					1.250	RVWB - \$0.250 KRB - \$0.250	
			OTHER							0.000	MHB - \$0.250 NBB - \$0.500	
			TOTAL	0.000	1.250	0.000	0.000	0.000	0.000	1.250		



**New York State Bridge Authority
Capital Improvement Program
2013 - 2017
(\$ 000,000's)**

IT - Dept.

Project I.D.	Project Type	Project Title/Description	2012	Program Years				TOTAL	Remarks
				2013	2014	2015	2016		
SI-0001	IT	BA2010-RO-006-IT.1 Systemwide - Office Equipment Purchases, Copier, Printers, plotter, ID card system	0.008	0.100	0.010	0.010	0.010	0.140	
SI-0002	IT	BA2010-RO-006-IT.1 Systemwide - PC Upgrade (System Hardware)	0.030	0.020	0.020	0.020	0.020	0.100	
SI-0003	IT	Mid-Hudson - Necklace Lights	0.050	0.005	0.005	0.005	0.005	0.025	
SI-0004	IT	Systemwide - Gasboy (Fuel Dispensing Upgrade)	0.000	0.120	0.005	0.005	0.005	0.140	
SI-0005	IT	BA2010-RO-006-IT.1 Systemwide - Card Access	0.015	0.005	0.005	0.005	0.005	0.025	
SI-0008	IT	BA2010-RO-006-IT.1 Cameras (New replacements)	0.055	0.100	0.100	0.075	0.075	0.450	
SI-0010	IT	BA2010-RO-006-IT.1 ITS Components - Multiplexer, modems, cabinet	0.010	0.010	0.010	0.010	0.010	0.050	
SI-0011	IT	BA2010-RO-006-IT.1 UPS (Un-interruptible Power System) - Batteries	0.010	0.001	0.001	0.001	0.001	0.005	
SI-0013	IT	BA2010-RO-006-IT.2 Windows File server(s) and Web Filter	0.015	0.045	0.035	0.015	0.015	0.125	
SI-0014	IT	BA2010-RO-001-ES ITS Consultant - Transdyn, Inc.	0.125	0.125	0.125	0.125	0.100	0.600	
SI-0015	IT	Data Cabling	0.020	0.020	0.020	0.020	0.020	0.100	
SI-0016	IT	BA2010-RO-006-IT.5 Toll System Enhancements - Open road tolling (ORT), All electronic tolling (AET) - Design & Programming		0.135	0.135	0.135	0.125	0.520	
SI-0022	IT	Dark Fiber Installation, 2012 - 170K						0.000	
SI-0023	IT	Firewall/Virtual Private Network (VPN)		0.050	0.050			0.100	

New York State Bridge Authority
 Capital Improvement Program
 2013 - 2017
 (\$ 000,000's)



Administration & Operations

Project I.D.	Project Type	Project Title/Description	2012	Program Years				TOTAL	Remarks
				2013	2014	2015	2016		
SA-0001	Admin	Equipment Purchases, Administration	0.020	0.020	0.020	0.020	0.020	0.330	
SA-0002	Admin	Business Application Enhancement	0.150	0.025	0.025	0.025	0.025	0.125	
SO-0001	OPS	E-Z PASS - Hardware, Mark IV change	0.500					0.500	
SO-0001	OPS	E-Z PASS - Cash-less Tolling Study	0.250	0.500				0.500	
SO-0002	OPS	"Night-Watch" Mid-night shift collection, ATPM	0.600	0.100				0.100	
SO-0003	OPS	All Electronic Tolling (AET)			4.000			4.000	
SO-0004	OPS	Toll System Upgrade					1.750	1.750	
SO-0006	OPS	Mid-Hudson - Command Center, ITS Equip.	0.010	0.010	0.010	0.010	0.010	0.050	
SO-0007	OPS	Lane Use Signals, Replacement	0.015	0.017	0.020	0.042	0.022	0.123	
SO-0008	OPS	Plaza & Central Server Upgrades		0.065				0.065	
SO-0009	OPS	Security Gates	0.012	0.072	0.002	0.002	0.002	0.078	
SO-0011	OPS	UPS (Un-interruptible Power System)	0.010	0.010	0.010	0.010	0.010	0.050	
SO-0012	OPS	Suicide Call Boxes - Upgrade / Replacement	0.005	0.005	0.005	0.005	0.005	0.025	
SO-0017	OPS	Phone system upgrade		0.025	0.050			0.100	

NEW YORK STATE BRIDGE AUTHORITY
BOARD RESOLUTION

Resolution No.: _____

Resolution Date: _____

WHEREAS, the Board has reviewed the 2013 – 2017 Capital Program for scope and cost; and;

WHEREAS, the Authority Directors and Executive Office have prepared this plan upon recommendations from our General Consultant, Modjeski & Masters; now therefore

BE IT RESOLVED that the 2013 – 2017 Capital Program in the amount of \$164,673,000 be approved; and

BE IT FURTHER RESOLVED that the Executive Director, or his designee, is hereby authorized and directed to take the necessary measures to implement this resolution.

IN WITNESS WHEREOF, this resolution has been duly adopted this 20th day of September, 2012.

Joseph Ruggiero, Secretary

NEW YORK STATE BRIDGE AUTHORITY
BOARD RESOLUTION

Resolution No.: _____

Resolution Date: _____

WHEREAS, the New York State Bridge Authority has determined that it is in the public interest to issue a purchase order extension to Community Custom Services for the purchase of System-wide Sweeping Services (BA-2009-OE-012-OT); and

WHEREAS, the Authority's Engineering Department had advertised the opportunity for this service in the Contract Reporter with the right to extend the term for up to three (3) additional years; and

BE IT RESOLVED that the existing contract BA-2009-OE-012-OT be extended another year to Community Custom Services for System-wide Sweeping Services with a total purchase order not to exceed amount of \$42,570.00; and

BE IT FURTHER RESOLVED that the Executive Director, or his designee, is hereby authorized and directed to take the necessary measures to implement this resolution.

IN WITNESS WHEREOF, this resolution has been duly adopted this 20th day of September, 2012.

Joseph Ruggiero, Secretary

NEW YORK STATE BRIDGE AUTHORITY
BOARD RESOLUTION

Resolution No.: _____

Resolution Date: _____

WHEREAS, the Board has established that it is necessary to repair portions of the deck overlay at the Kingston-Rhinecliff Bridge, and

WHEREAS, the Authority has the opportunity to participate in the use of contracts negotiated by the NYS Office of General Services (OGS) for the procurement of "Novachip," paver placed surface treatment at bulk quantity rates for all agencies and authorities; now therefore

BE IT RESOLVED that the Authority hereby adopts the NYS OGS Paver Placed Surface Treatment contract with The Gorman Group, utilizing the terms and conditions defined therein for the procurement of such materials in the following amount: \$16,330.00.

BE IT FURTHER RESOLVED that the Executive Director, or his designee, is hereby authorized and directed to take the necessary measures to implement this resolution.

IN WITNESS WHEREOF, this resolution has been duly adopted this 20th of September 2012.

Joseph Ruggiero, Secretary

"ENGINEERING JOBS IN PROGRESS"

COST SUMMARY

August 31, 2012

Prepared
09/07/12

<u>BRIDGE FACILITY</u>	<u>SUMMARY</u>				Remarks (Added or Removed)
	Original Award (\$)	Revised Contract (\$)	Revised Prior Month (\$)	Contract Balance (\$)	
RIP VAN WINKLE BRIDGE	\$190,907	\$190,907	\$190,907	\$114,357	
KINGSTON-RHINECLIFF BRIDGE	\$247,868	\$247,868	\$247,868	\$120,211	
WALKWAY OVER THE HUDSON	\$5,539,652	\$5,568,652	\$5,568,652	\$3,411,876	
MID-HUDSON BRIDGE	\$1,083,152	\$1,083,152	\$1,083,152	\$340,732	
NEWBURGH-BEACON BRIDGES	\$28,668,284	\$28,708,284	\$23,187,135	\$25,625,489	
BEAR MOUNTAIN BRIDGE	\$147,963	\$147,963	\$147,963	\$96,060	
MULTI-FACILITY PROJECTS	\$5,541,980	\$6,122,168	\$6,122,168	\$3,083,641	
TOTALS	\$41,419,806	\$42,068,994	\$36,547,845	\$32,792,366	

Rip Van Winkle Bridge

Kingston-Rhinecliff Bridge

Walkway over the Hudson

**"ENGINEERING JOBS IN PROGRESS"
WALKWAY-OVER-THE-HUDSON
SUMMARY**

PROJECT BA #	CONSULTANT/ CONTRACTOR	PROJECT DESCRIPTION	AWARD DATE	CAPITAL IMPROV. APPROVAL DATE	ORIGINAL AWARD OR BUDGET \$	REVISED CONTRACT \$	CONTRACT BALANCE	COMMENTS
10-105-IN	Modjeski & Masters, Inc.	WOTH - Condition Inspection & Survey	8/10		\$292,000	\$292,000	\$123,882	
10-105-ES	Bergmann Associates	WOTH - As-Builts and ROW Survey	8/10		\$110,000	\$110,000	\$15,000	
12-RE-104-CM.28	In-House	WOTH - Approach Vegetation Control		2/12	\$99,968	\$99,968	\$80,852	
12-RE-104-CM.29	In-House	WOTH - Navigation Lighting		2/12	\$7,544	\$7,544	\$7,544	
12-RE-104-CM.30	In-House	WOTH - Bridge Safety Upgrades		2/12	\$32,568	\$32,568	\$32,568	
11-RE-103-ES	WSP-Sells	WOTH - Review As-Builts & Inspections	3/11		\$225,437	\$225,437	\$0	
11-RE-103-DE	WSP-Sells	WOTH - Urgent Design Details	9/11	9/11	\$266,340	\$266,340	\$0	
11-103-CM	I. & O.A. Slutzky, Inc.	Bridge/Highway (Standby) 10-101-CM Urgent WOTH Repairs for High Winds	9/11	8/11	\$0	\$0	\$0	Under-budget \$129,337
11-RE-104-DE	LKB	WOTH - Navigational Lighting Design	3/11		\$68,200	\$97,200	\$10,763	
12-RE-111-CM	I. & O.A. Slutzky, Inc.	Main Span Steel Repairs	5/12		\$4,185,288	\$4,185,288	\$2,910,736	
12-RE-111-SU	Greenman Pedersen, Inc. (GPI)	Main Span Steel Repairs, Inspection	5/12		\$215,000	\$215,000	\$203,000	
12-RE-111-DS	WSP-Sells	Main Span Steel Repairs, Design Support	5/12		\$37,307	\$37,307	\$27,531	
TOTALS					\$5,539,652	\$5,568,652	\$3,411,876	

Engineering "Jobs In Progress" for August 31, 2012

BA2012-RE-111
Walkway over the Hudson Bridge
Main Span Structural Steel / Tower Bent Modifications

Project No.	Vendor	Award	Start	Sch. Comp.	Comp.	Original Award	Revised Contract	Approved Payment to Date	Contract Balance	% Comp.	% Elapsed
12-111-CM	I. & O.A. Slutzky, Inc.	5/12	6/12	12/12		\$4,185,288	\$4,185,288	\$1,274,551	\$2,910,736	30%	
12-111-SU	Greenman Pedersen, Inc.	5/12	6/12	12/12		\$215,000	\$215,000	\$12,000	\$203,000		
12-111-DS	WSP-Sellis, Inc.	5/12	5/12	12/12		\$37,307	\$37,307	\$9,776	\$27,531		

Description of Work:

The Contractor shall perform various structural steel repairs to existing steel members located on the main span and tower bents. These structural repairs will provide for the installation of structural members to stabilize the structure for high wind conditions. Also additional steel repairs were identified in Modjeski and Masters detailed inspection. These repairs have a high priority to be performed within our 5 year capital program.

Comments:

The Contractor has been working on installing the main span anchor bolt grillage system and installation of new bracing members. The Contractor anticipates starting a second crew beginning early September.

Engineering "Jobs In Progress" for August 31, 2012

BA2010-RE-101
Walkway over the Hudson Bridge
NYSBA's Standby Contract – Deck Repairs and Deck Sealing

Project No.	Vendor	Award	Start	Sch. Comp.	Comp.	Original Award	Revised Contract	Approved Payment to Date	Contract Balance	% Comp.	% Elapsed
10-101-CM	I. & OA Slutzky, Inc.	7/12	8/12	10/12		\$1,250,000	\$1,250,000	\$801,500	\$448,500	70%	

Description of Work:

I. & O.A. Slutzky, Inc. has been awarded the above contract to remove and replace several thousand lifting hook and leveling bolt grout pockets. The entire precast concrete deck will be sealed with a penetrating sealer to improve the deck longevity. The cost of this repair contract will be borne by the Parks Department. Under a MOU agreement, the Authority will finance and oversee construction activities and the Parks shall fully reimburse the Authority for the construction cost of \$1,149,000.

Comments:

The contractor began grout pocket removal and replacement on August 2nd. 70% of the grout pocket repairs have been completed. They have also completed sealing of the bridge deck and have replaced 13 deck joint seals. They anticipate completing all contract activities by the end of October, weather permitting.

Engineering "Jobs In Progress" for August 31, 2012

BA2011-RE-104
Walkway over the Hudson Bridge
Bridge Navigational Lighting System

Project No.	Vendor	Award	Start	Sch. Comp.	Comp.	Original Award	Revised Contract	Approved Payment to Date	Contract Balance	% Comp.	% Elapsed
11-104-IN	Lockwood Kessler & Bartlett, (LKB) (Engineering Design)	3/11 4/12	4/11	12/11		\$68,200	\$97,200	\$86,437	\$10,763	95%	

Description of Work:

LKB shall provide contract bid documents for the replacement of non-functional navigational lights as required by the USCG.

Comments:

The consultant has completed the design report. NYSDOT grants committee will authorize letting of the project after the public hearing that was held in early April. We are still awaiting NYSDOT authorization to proceed with the contract letting process. Authorization for letting the project may not occur until November.

Mid-Hudson Bridge

Newburgh-Beacon Bridge

**"ENGINEERING JOBS IN PROGRESS"
NEWBURGH-BEACON BRIDGES
SUMMARY**

PROJECT BA #	CONSULTANT/ CONTRACTOR	PROJECT DESCRIPTION	AWARD DATE	CAPITAL IMPROV. APPROVAL DATE	ORIGINAL AWARD OR BUDGET \$	REVISED CONTRACT \$	CONTRACT BALANCE	COMMENTS
09-101-MN	Metro-North	Deck Joint Replacement/Painting, RR Flagger	09/08		\$60,000	\$100,000	\$27,359	Bd. Inc. 8/20/10
10-103-DE	Modjeski & Masters, Inc.	North Span Waterproofing Membrane		2/10	\$38,000	\$38,000	\$20,283	
12-RE-104-CM.31	In-House	Electrical & Comm. Cable Tray Installation		2/12	\$96,850	\$96,850	\$88,092	
12-RE-104-CM.32	In-House	Roadway Sign Improvements		2/12	\$10,887	\$10,887	\$4,654	
12-RE-104-CM.33	In-House	Pavement Temperature Monitoring System		2/12	\$21,906	\$21,906	\$21,906	
12-RE-104-CM.34	In-House	South Span Overlay Repairs		2/12	\$53,645	\$53,645	\$43,089	
12-RE-104-CM.35	In-House	North Span Overlay Repairs		2/12	\$22,387	\$22,387	\$16,512	
12-RE-104-CM.36	In-House	Bridge Painting Upgrades		2/12	\$137,250	\$137,250	\$135,895	
12-RE-104-CM.37	In-House	Bridge Safety Upgrades		2/12	\$13,088	\$13,088	\$13,088	
12-RE-104-CM.38	In-House	Plug Joint Repairs		2/12	\$9,055	\$9,055	\$9,055	
12-RE-104-CM.39	In-House	Water System		2/12	\$19,425	\$19,425	\$19,425	
12-RE-104-CM.40	In-House	Star Bldg. / Salt Shed Rehabilitation		2/12	\$36,943	\$36,943	\$36,943	
12-RE-104-CM.41	In-House	Heating & Cooling Upgrades, Alt. Energy		2/12	\$11,102	\$11,102	\$8,183	
12-RE-101-DE	Ammann & Whitney	South Span Deck Design	2/12		\$1,288,900	\$1,288,900	\$989,873	
12-RE-101-SU	Modjeski & Masters, Inc.	South Span Deck, Construction Inspection	5/12		\$5,371,899	\$5,371,899	\$5,368,899	
12-RE-114-DE	LKB, Inc.	South Span Deck - Electrical Design	5/12		\$149,250	\$149,250	\$94,454	
12-RE-103-CM	Kiska Construction	North Span Painting	4/12		\$19,850,000	\$19,850,000	\$17,507,319	
12-RE-103-SU	HAKS Engineers	North Span Painting, Inspection	5/12		\$1,477,697	\$1,477,697	\$1,220,461	
TOTALS					\$28,668,284	\$28,708,284	\$25,625,489	

Engineering "Jobs In Progress" for August 31, 2012

BA2012-RE-101 Newburgh-Beacon Bridge (South Span) Replacement of the Bridge Deck

Project No.	Vendor	Award	Start	Sch. Comp.	Comp.	Original Award	Revised Contract	Approved Payment to Date	Contract Balance	% Comp.	% Elapsed
2012-101-CM	To-BE-Determined (Contractor)			12/15		\$0	\$0	\$0	\$0	0%	0%
2012-101-DE	Ammann & Whitney (Designer)	01/12		12/12		\$1,288,900	\$1,288,900	\$299,027	\$989,873		
2012-101-DS	Ammann & Whitney (Design Support)			12/15		\$0	\$0	\$0	\$0		
2012-101-SU	Modjeski & Masters (Inspection)	06/12		12/15		\$5,371,899	\$5,371,899	\$3,000	\$5,368,899		
2012-114-DE	LKB, Inc. (Electrical Design)	05/12		11/12		\$149,250	\$149,250	\$54,796	\$94,454		
2012-101-MR	Metro-North East shore flagman service			12/15		\$0	\$0	\$0	\$0		
2012-101-RR	CSX Transportation West shore flagman service			12/15		\$0	\$0	\$0	\$0		

Description of Work:

This project consists of the removal and replacement of the existing roadway deck. The existing cast-in-place deck will be replaced with a pre-cast grid over-fill deck system. The panelized deck sections will be installed during off-peak traffic hours, mainly overnight to minimize traffic impacts.

Comments:

Ammann & Whitney has completed their design report. Contract bid documents are being developed and will be available for sale beginning October 1st. Upon a successful bid opening, we anticipate a recommendation of award at the November Board meeting.

Engineering "Jobs In Progress" for August 31, 2012

BA2012-RE-103
Newburgh-Beacon Bridge (North Span)
Phase II - Super-Structure Painting (West Abutment – Pier 7)

Project No.	Vendor	Award	Start	Sch. Comp.	Comp.	Original Award	Revised Contract	Approved Payment to Date	Contract Balance	% Comp.	% Elapsed
2012-103-DE	NYSBA – In House (Designer)										
2012-103-CM	Kiska Construction, Inc. (Contractor)	4/12	4/12	12/14 30m		\$19,850,000	\$19,850,000	\$2,342,681	\$17,507,319	12%	15%
2012-103-SU	HAKS Engineers (Construction Supervision)	5/12	5/12	12/14		\$1,477,697	\$1,477,697	\$109,917	\$1,220,461		
2012-103-RR	CSXT West shore flagman service	7/12		12/14		\$61,140	\$61,140	\$1,243	\$59,897		

Description of Work:

The Work for this project includes installation of a Class A1 containment structure for lead paint abatement and maintenance painting of the Newburgh-Beacon North Span between the West Abutment Beam / Girder Spans to the deck truss spans at Pier 7. Construction activities shall be performed over 3 construction seasons. The milestone for de-leading in 2012 will be between the West Abutment and Pier 4; in 2013 (Piers 4 – Pier 5 and Pier 6 – Pier 7) and in 2014 (Pier 5 - Pier 6 overhead steel of the main span).

Comments:

The contractor has completed de-leading and re-painting of the approach beam spans. Crews are installing the under-deck work platform from Pier 1 and working outward to Pier 4 and Pier 7. Containment drawings for the deck truss spans have been developed and approved by HAKS Engineers. De-leading and painting of the deck truss spans has begun at Pier 1 and working toward Pier 2.

Bear Mountain Bridge

Multi-Facility

Engineering "Jobs In Progress" for August 31, 2012

BA2012-RE-107

Systemwide

Port Security Grant – Surveillance Cameras / Virtual Fence Sensors

Project No.	Vendor	Award	Start	Sch. Comp.	Comp.	Original Award	Revised Contract	Approved Payment to Date	Contract Balance	% Comp.	% Elapsed
12-107-CM	Transdyn, Inc. (Design / Build)	4/12	4/12	12/12		\$1,250,000	\$1,250,000	\$529,122	\$720,878	40%	60%

Description of Work:

The video system installation project shall provide additional surveillance and monitoring of the all Authority's facilities. This project entails the furnishing and installation of new poles, cabinets, fiber optic cables, electrical conduit and cables, terminations and splices, electrical infrastructure and structural modifications for cameras, cabinet mounts and new cameras.

Comments:

Transdyn continues with the installation of security sensors, cabling and cabinets at RVW, KRB and BMB this past month. The sightlogix fence sensors have been commissioned at RVW and MHB. Crews are continuing the installation activities at the Newburgh-Beacon facility.

Engineering "Jobs In Progress" for August 31, 2012

BA2012-RE-108
Mid-Hudson and Newburgh-Beacon (N. Span) Bridges
Overlay Replacement and Joint Repairs

Project No.	Vendor	Award	Start	Sch. Comp.	Comp.	Original Award	Revised Contract	Approved Payment to Date	Contract Balance	% Comp.	% Elapsed
2012-108-CM	Argenio Bros. Inc. (Contractor)	06/12	06/12	11/12		\$3,524,600	\$3,524,600	\$1,345,854	\$2,168,384	40%	48%
2012-101-DE	Modjeski & Masters, Inc. (Designer)										
2012-103-SU	HAKS Engineers (Supervision included in paint inspection assignment)										

Description of Work:

This project consists of the following items of work:

- Mid-Hudson – East Approach deck repairs, milling removal of existing pavement, installing waterproofing asphalt, joint re-construction and pavement markings.
- Newburgh-Beacon N. span – Deck repairs, milling removal of existing concrete overlay, installing waterproofing asphalt, sealing existing approach span deck and pavement markings.

Comments:

The Contractor substantially completed the contract activities at Mid-Hudson with joint replacement to be performed in September. Milling and Paving operations have begun at Newburgh-Beacon and will be substantially completed by the end of September, weather permitting.

NEW YORK STATE BRIDGE AUTHORITY
BOARD RESOLUTION

Resolution No.: _____

Resolution Date: _____

WHEREAS, the Board has reviewed the monthly Engineering Progress Report on Capital Project Status; and

BE IT RESOLVED that the Engineering Progress Report is accepted as an instrument documenting the Board's briefing of Capital Construction activities; and

BE IT FURTHER RESOLVED that the Executive Director, or his designee, is hereby authorized and directed to take the necessary measures to implement this resolution.

IN WITNESS WHEREOF, this resolution has been duly adopted this 20th day of September 2012.

Joseph Ruggiero, Secretary

NEW YORK STATE BRIDGE AUTHORITY
Investment Report
August 2012

		PURCHASE			
Cash Availability Source	Principal Cost	Accrued Interest	Maturity Date	Approximate Yield to Maturity	
Allocation from Revenue Fund	\$932,891.09	\$632.47	12/31/12	0.11%	
Allocation from Revenue Fund	\$2,908,429.45	\$57,394.62	08/15/13	0.18%	
Investment Maturities	\$1,924,943.85	\$0.00	09/13/12	0.05%	
Investment Maturities	\$2,312,650.31	\$7,168.76	09/15/13	0.20%	
Allocation from Revenue Fund	\$595,208.59	\$4,624.49	11/30/12	0.08%	

Fund/Date	U.S. Treasury Obligation
<i>Debt Service</i>	
08/09/12	931,000 Notes 0.625%
<i>Maintenance Reserve</i>	
08/09/12	2,793,000 Notes 4.250%
08/23/12	1,925,000 Bills
<i>Construction Fund</i>	
08/15/12	2,299,000 Notes 0.750%
<i>Revenue Fund</i>	
08/24/12	590,000 Notes 3.375%

**NEW YORK STATE BRIDGE AUTHORITY
INVESTMENT INVENTORY
AUGUST 31, 2012**

INVESTMENTS HELD BY THE TRUSTEE, THE BANK OF NEW YORK

	<u>MATURITY</u>	<u>PRINCIPAL AMOUNT</u>
DEBT SERVICE FUND		
U.S. TREASURY NOTES, 0.625%	12-31-12	5,508,000
		<u>5,508,000</u>
MAINTENANCE RESERVE FUND		
U.S. TREASURY BILLS	09-13-12	1,925,000
U.S. TREASURY BILLS	10-11-12	1,071,000
U.S. TREASURY NOTES, 1.375%	11-15-12	1,613,000
U.S. TREASURY BILLS	12-13-12	1,598,000
U.S. TREASURY NOTES, 3.125%	04-30-13	2,242,000
U.S. TREASURY NOTES, 0.625%	07-15-13	2,089,000
U.S. TREASURY NOTES, 4.25%	09-15-13	2,793,000
		<u>13,331,000</u>
CONSTRUCTION FUND		
U.S. TREASURY NOTES, 1.375%	09-15-12	3,477,000
U.S. TREASURY NOTES, 1.375%	10-15-12	2,285,000
U.S. TREASURY NOTES, 4.0%	11-15-12	2,117,000
U.S. TREASURY NOTES, 1.125%	12-15-12	1,979,000
U.S. TREASURY NOTES, 3.875%	02-15-13	2,892,000
U.S. TREASURY NOTES, 1.375%	03-15-13	40,501,000
U.S. TREASURY NOTES, 1.75%	04-15-13	3,130,000
U.S. TREASURY NOTES, 0.75%	09-15-13	2,299,000
U.S. TREASURY NOTES, 1.0%	01-15-14	36,036,000
		<u>94,716,000</u>
INSURANCE FUND		
U.S. TREASURY NOTES, 2.625%	12-31-14	835,000
U.S. TREASURY NOTES, 7.50%	11-15-16	6,692,000
		<u>7,527,000</u>
DEBT SERVICE RESERVE FUND		
U.S. TREASURY NOTES, 0.625%	12-31-12	3,000,000
U.S. TREASURY NOTES, 0.50%	11-15-13	2,664,000
U.S. TREASURY NOTES, 2.625%	12-31-14	1,560,000
U.S. TREASURY NOTES, 3.125%	01-31-17	3,509,000
		<u>10,733,000</u>
REVENUE FUND		
CASH		1,050,166
U.S. TREASURY NOTES, 3.375%	11-30-12	1,802,000
		<u>2,852,166</u>

INVESTMENTS HELD BY BANK OF AMERICA

OPERATING FUND

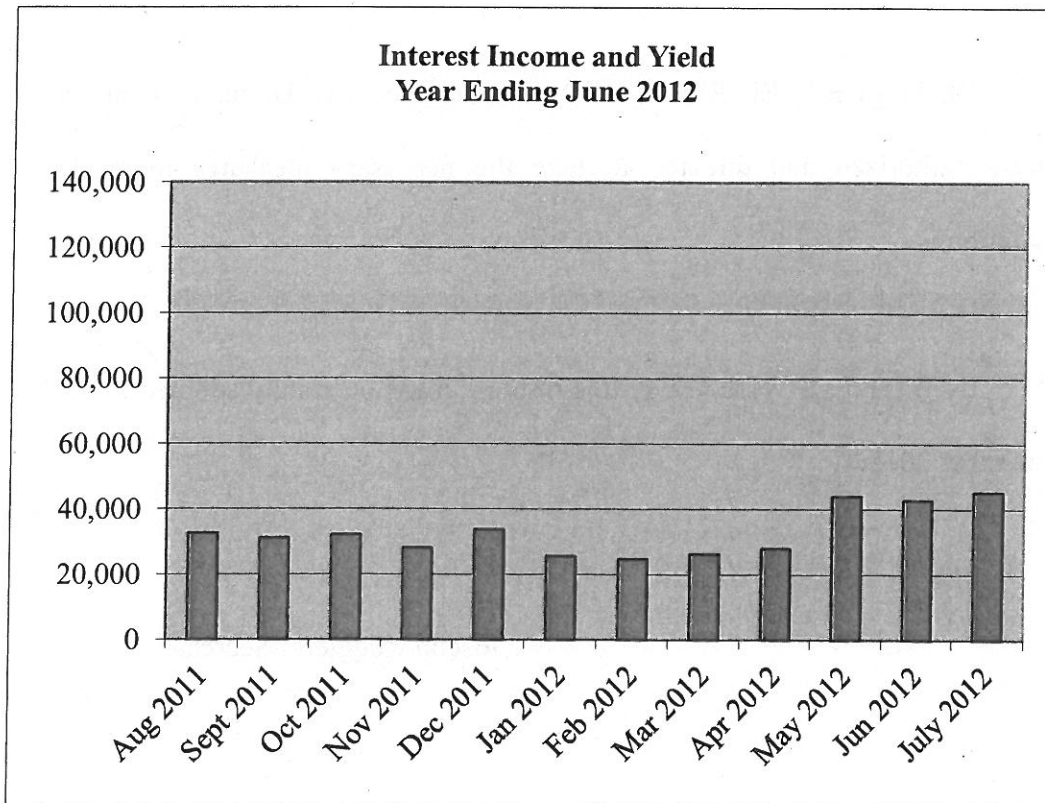
The Authority utilizes zero balance checking accounts to provide for the day-to-day payment of accounts payable and payroll expenses. This means these accounts, which are funded by a Public Funds Interest Checking account, have no balance at the end of each day. On August 31, the Public Funds Interest Checking account totaled \$2,008,365.

REVENUE FUND

These Public Funds Interest Checking accounts hold the daily toll revenues. On August 31, these accounts totaled \$1,244,840.

**NEW YORK STATE BRIDGE AUTHORITY
INTEREST INCOME AND YIELD
YEAR ENDING JULY 2012**

<i>Date Year</i>	<i>Interest Income (\$)</i>	<i>Approximate Yield Percentage</i>
Aug 2011	32,503	1.05%
Sept 2011	31,108	1.07%
Oct 2011	32,014	1.05%
Nov 2011	28,079	0.96%
Dec 2011	33,694	1.33%
Jan 2012	25,570	1.19%
Feb 2012	24,680	1.13%
Mar 2012	26,300	1.07%
Apr 2012	27,939	0.25%
May 2012	43,952	0.38%
Jun 2012	42,748	0.38%
July 2012	45,212	0.38%



NEW YORK STATE BRIDGE AUTHORITY

BOARD RESOLUTION

Resolution No.:

Resolution Date: September 20, 2012

WHEREAS, the investment control procedures for the New York State Bridge Authority provide that the Board shall review and approve the report of investment transactions completed since the meeting of the Board on August 16, 2012; now therefore

BE IT RESOLVED the New York State Bridge Authority does hereby concur with and approve the investment report as filed with this body on this date for the purpose noted; and

BE IT FURTHER RESOLVED that the Executive Director, or his designee, is hereby authorized and directed to take the necessary measures to implement this resolution.

IN WITNESS WHEREOF, this resolution has been duly adopted this 20th day of September 2012.

Joseph Ruggiero, Secretary

NEW YORK STATE BRIDGE AUTHORITY
OPERATING BUDGET
AS REQUIRED BY SECTION 2801 OF THE PUBLIC AUTHORITIES LAW
September 20, 2012
(\$000s)

	ESTIMATED 2012	ESTIMATED 2013	ACTUAL 2011
REVENUE:			
<i>TOLL REVENUE</i>			
RIP VAN WINKLE BRIDGE	4,134	4,190	2,957
KINGSTON-RHINECLIFF BRIDGE	5,500	5,574	4,050
MID-HUDSON BRIDGE	9,851	9,984	6,881
NEWBURGH-BEACON BRIDGE	27,728	28,101	19,899
BEAR MOUNTAIN BRIDGE	4,787	4,851	3,454
TOTAL TOLL REVENUE	52,000	52,700	37,241
FEDERAL AND STATE GRANTS	1,508	475	2,505
INTEREST INCOME	440	300	377
MISCELLANEOUS INCOME	400	400	377
TOTAL REVENUE	54,348	53,875	40,500
OPERATING EXPENSE:			
<u>ADMINISTRATION EXPENSE</u>			
SALARIES	1,946	1,990	2101
EMPLOYEE RETIREMENT	355	396	286
SOCIAL SECURITY	146	153	158
EMPLOYEE HEALTH INSURANCE	855	908	816
EMPLOYEE DENTAL & VISION CARE INSURANCE	32	35	17
UNEMPLOYMENT	0	0	1
DISABILITY INSURANCE	2	2	2
SURVIVORS' BENEFITS	7	7	0
COMMUNICATIONS	48	50	48
UTILITIES	142	145	132
WORKERS' COMPENSATION INSURANCE	4	6	3
COMMERCIAL INSURANCE	1,195	1,278	1313
PROFESSIONAL SERVICES	308	307	467
SUPPLIES AND MATERIALS	36	38	24
MAINTENANCE AND REPAIRS	55	62	32
INTERGOVERNMENTAL SERVICES ASSESSMENT	404	410	367
EQUIPMENT	47	21	20
OTHER EXPENSES	68	73	78
TOTAL ADMINISTRATION EXPENSE	5,650	5,881	5,865

NEW YORK STATE BRIDGE AUTHORITY
OPERATING BUDGET

	ESTIMATED 2012	ESTIMATED 2013	ACTUAL 2011
OPERATIONS EXPENSE			
SALARIES	5,609	5,415	5,384
EMPLOYEE RETIREMENT	726	811	514
SOCIAL SECURITY	442	432	421
EMPLOYEE HEALTH INSURANCE	2,031	2,157	2,008
EMPLOYEE DENTAL & VISION CARE INSURANCE	79	87	84
UNEMPLOYMENT	15	15	32
DISABILITY INSURANCE	5	6	4
SURVIVORS' BENEFITS	7	7	0
COMMUNICATIONS	137	138	128
UTILITIES	133	128	114
WORKERS' COMPENSATION INSURANCE	71	90	59
PROFESSIONAL SERVICES	133	135	126
SUPPLIES AND MATERIALS	119	114	94
MAINTENANCE AND REPAIRS	158	428	71
ELECTRONIC TOLL COSTS	3,504	3,606	3,224
EQUIPMENT	296	263	296
OTHER EXPENSES	51	58	32
TOTAL OPERATIONS EXPENSE	13,516	13,890	12,591
ENGINEERING AND MAINTENANCE EXPENSE			
SALARIES	2,974	3,202	2,642
EMPLOYEE RETIREMENT	578	643	429
SOCIAL SECURITY	276	299	274
EMPLOYEE HEALTH INSURANCE	1,939	2,079	1,864
EMPLOYEE DENTAL & VISION CARE INSURANCE	68	75	72
UNEMPLOYMENT	6	6	0
DISABILITY INSURANCE	5	6	4
SURVIVORS' BENEFITS	7	7	0
COMMUNICATIONS	9	11	6
UTILITIES	289	305	254
WORKERS' COMPENSATION INSURANCE	192	241	160
PROFESSIONAL SERVICES	257	249	226
SUPPLIES AND MATERIALS	100	102	80
MAINTENANCE AND REPAIRS	585	526	464
EQUIPMENT	25	25	34
OTHER EXPENSES	53	54	38
TOTAL ENGINEERING AND MAINTENANCE EXPENSE	7,363	7,830	6,547
DEPRECIATION ON BUILDINGS/EQUIPMENT	2,710	2,726	2,416
TOTAL OPERATING EXPENSE	29,239	30,327	27,419
NET REVENUE	25,109	23,548	13,081

**CAPITAL IMPROVEMENT BUDGET
NEW YORK STATE BRIDGE AUTHORITY
SEPTEMBER 20, 2012
(\$000's)**

ESTIMATED FOR YEAR 2012	ESTIMATED FOR YEAR 2013	ACTUAL FOR YEAR 2011
\$18,316	\$54,953	\$15,304

NEW YORK STATE BRIDGE AUTHORITY
BOARD RESOLUTION

Resolution No.: _____

Resolution Date: September 20, 2012

WHEREAS, §2801 of the Public Authorities Law requires that budget information for fiscal years 2012 and 2013 shall be prepared, adopted, and forwarded in report form to the offices cited in §2801, Public Authorities Law; now therefore

BE IT RESOLVED, that the Authority hereby adopts the proposed 2012 and 2013 budgets; and

BE IT FURTHER RESOLVED that the Executive Director, or his designee, is hereby authorized and directed to take the necessary measures to implement this resolution.

IN WITNESS WHEREOF, this resolution has been duly adopted this 20th day of September 2012.

Joseph Ruggiero, Secretary

NEW YORK STATE BRIDGE AUTHORITY
ESTIMATED 2012 AND 2013 BRIDGE SYSTEM NET REVENUES
(TO BE FILED WITH THE TRUSTEE AS REQUIRED BY SECTION 7.13 OF THE BRIDGE SYSTEM REVENUE BOND RESOLUTION)
SEPTEMBER 20, 2012
(\$000's)

	ACTUAL JAN-JUNE 2012	ESTIMATED JULY-DEC 2012	ESTIMATED 2012	ESTIMATED 2013
REVENUE:				
<i>TOLL REVENUE</i>				
RIP VAN WINKLE BRIDGE	2,012	2,122	4,134	4,190
KINGSTON-RHINECLIFF BRIDGE	2,677	2,823	5,500	5,574
MID-HUDSON BRIDGE	4,795	5,056	9,851	9,984
NEWBURGH-BEACON BRIDGE	13,497	14,231	27,728	28,101
BEAR MOUNTAIN BRIDGE	2,330	2,457	4,787	4,851
TOTAL TOLL REVENUE	25,311	26,689	52,000	52,700
FEDERAL AND STATE GRANTS	244	1,264	1,508	475
INTEREST INCOME	191	249	440	300
MISCELLANEOUS INCOME	271	129	400	400
TOTAL REVENUE	26,017	28,331	54,348	53,875
OPERATING EXPENSE:				
<u>ADMINISTRATION EXPENSE</u>				
SALARIES	938	1,008	1,946	1,990
EMPLOYEE RETIREMENT	129	226	355	396
SOCIAL SECURITY	60	86	146	153
EMPLOYEE HEALTH INSURANCE	209	233	442	485
EMPLOYEE DENTAL & VISION CARE INSURANCE	18	14	32	35
UNEMPLOYMENT	0	0	0	0
DISABILITY INSURANCE	1	1	2	2
SURVIVORS' BENEFITS	0	7	7	7
COMMUNICATIONS	21	27	48	50
UTILITIES	57	85	142	145
WORKERS' COMPENSATION INSURANCE	1	3	4	6
COMMERCIAL INSURANCE	586	609	1,195	1,278
PROFESSIONAL SERVICES	92	216	308	307
SUPPLIES AND MATERIALS	14	22	36	38
MAINTENANCE AND REPAIRS	20	35	55	62
INTERGOVERNMENTAL SERVICES ASSESSMENT	109	295	404	410
OTHER EXPENSES	52	16	68	73
TOTAL ADMINISTRATION EXPENSE	2,307	2,883	5,190	5,437

NEW YORK STATE BRIDGE AUTHORITY
BRIDGE SYSTEM NET REVENUES

	ACTUAL JAN-JUNE 2012	ESTIMATED JULY-DEC 2012	ESTIMATED 2012	ESTIMATED 2013
OPERATIONS EXPENSE				
SALARIES	2,747	2,862	5,609	5,415
EMPLOYEE RETIREMENT	265	461	726	811
SOCIAL SECURITY	188	254	442	432
EMPLOYEE HEALTH INSURANCE	532	541	1,073	1,176
EMPLOYEE DENTAL & VISION CARE INSURANCE	42	37	79	87
UNEMPLOYMENT	0	15	15	15
DISABILITY INSURANCE	3	2	5	6
SURVIVORS' BENEFITS	0	7	7	7
COMMUNICATIONS	79	58	137	138
UTILITIES	46	87	133	128
WORKERS' COMPENSATION INSURANCE	32	39	71	90
PROFESSIONAL SERVICES	92	41	133	135
SUPPLIES AND MATERIALS	37	82	119	114
MAINTENANCE AND REPAIRS	55	103	158	428
ELECTRONIC TOLL COSTS	939	2,565	3,504	3,606
OTHER EXPENSES	22	29	51	58
TOTAL OPERATIONS EXPENSE	5,079	7,183	12,262	12,646
ENGINEERING AND MAINTENANCE EXPENSE				
SALARIES	1,538	1,436	2,974	3,202
EMPLOYEE RETIREMENT	213	365	578	643
SOCIAL SECURITY	102	174	276	299
EMPLOYEE HEALTH INSURANCE	507	530	1,037	1,155
EMPLOYEE DENTAL & VISION CARE INSURANCE	35	33	68	75
UNEMPLOYMENT	0	6	6	6
DISABILITY INSURANCE	2	3	5	6
SURVIVORS' BENEFITS	0	7	7	7
COMMUNICATIONS	3	6	9	11
UTILITIES	108	181	289	305
WORKERS' COMPENSATION INSURANCE	55	137	192	241
PROFESSIONAL SERVICES	139	118	257	249
SUPPLIES AND MATERIALS	40	60	100	102
MAINTENANCE AND REPAIRS	293	292	585	526
OTHER EXPENSES	8	45	53	54
TOTAL ENGINEERING AND MAINTENANCE EXPENSE	3,043	3,393	6,436	6,881
TOTAL OPERATING EXPENSE	10,429	13,459	23,888	24,964
NET REVENUE			30,460	28,911
LESS: NET REVENUE REQUIREMENT (1.75 TIMES AGGREGATE DEBT SERVICE)			17,345	19,736
EXCESS OVER NET REVENUE REQUIREMENT			13,115	9,175

NEW YORK STATE BRIDGE AUTHORITY
BOARD RESOLUTION

Resolution No.: _____

Resolution Date: September 20, 2012

WHEREAS, §713(c) of the Bridge System Revenue Bond Resolution adopted December 19, 1996, requires a review of the financial condition of the New York State Bridge Authority for the purpose of estimating whether the Net Revenues less investment earnings on amounts held in the General Fund and the Construction Fund for each year and for the next succeeding year will be sufficient to provide all the payments specified in subsection (b) of §713; now therefore

BE IT RESOLVED, that the Authority has completed such a review and has determined the Net Revenues less investment earnings on amounts held in the General Fund and the Construction Fund for the years 2012 and 2013 will be sufficient to provide all of the payments specified by subsection (b) of §713; and

BE IT FURTHER RESOLVED that the Secretary is directed to provide the Trustee with a certified copy of this resolution together with a certificate setting forth a reasonably detailed statement of actual and estimated Revenues and Operating Expenses and other pertinent information upon which such determination was made.

IN WITNESS WHEREOF, this resolution has been duly adopted this 20th day of
September 2012.

Joseph Ruggiero, Secretary

NEW YORK STATE BRIDGE AUTHORITY
BOARD RESOLUTION

Resolution No.:

Resolution Date: September 20, 2012

WHEREAS the Board of Commissioners has reviewed the memorandum describing the need to license the Microsoft software products in use on the Authority's electronic computer systems; and

WHEREAS, the Authority will participate in this licensing program through the NYS OGS Statewide Contract #PT65196; now therefore

BE IT RESOLVED that the purchase of software licensing services for the one-year period is hereby approved at a cost of \$27,240.89; and

BE IT FURTHER RESOLVED that the Executive Director, or his designee, is hereby authorized and directed to take the necessary measures to implement this resolution.

IN WITNESS WHEREOF, this resolution has been duly adopted this 20th day of September, 2012.

Joseph Ruggiero, Secretary

NEW YORK STATE BRIDGE AUTHORITY
BOARD RESOLUTION

Resolution No.:

Resolution Date: September 20, 2012

WHEREAS the Board of Commissioners has reviewed the memorandum describing the need to replace the LED platters and cabling for the necklace lights at the Mid-Hudson Bridge Facility; and

WHEREAS, this project is identified within the 2012 Department of Information Technology Capital Improvement Program, ID# - SI-0003; now therefore

BE IT RESOLVED that the purchase of LED platters, cabling and miscellaneous supplies be at a not-to-exceed amount of \$48,000.00; and

BE IT FURTHER RESOLVED that the Executive Director, or his designee, is hereby authorized and directed to take the necessary measures to implement this resolution.

IN WITNESS WHEREOF, this resolution has been duly adopted this 20th day of September, 2012.

Joseph Ruggiero, Secretary

NEW YORK STATE BRIDGE AUTHORITY
BOARD RESOLUTION

Resolution No.:

Resolution Date: September 20, 2012

WHEREAS, the Board has reviewed the report relative to the payment to the New York State Thruway Authority for 2nd Quarter 2012 Bridge Authority E-ZPass costs in the amount of \$817,046.28; now therefore

BE IT RESOLVED that this payment is hereby approved at a cost not to exceed \$817,046.28; and

BE IT FURTHER RESOLVED that the Executive Director, or his designee, is hereby authorized and directed to take the necessary measures to implement this resolution.

IN WITNESS WHEREOF, this resolution has been duly adopted this 20th day of September 2012.

Joseph Ruggiero, Secretary

NEW YORK STATE BRIDGE AUTHORITY

BOARD RESOLUTION

Resolution No.: _____
Resolution Date: _____

WHEREAS, on August 15, 2012, the Authority terminated the Agreement with TRMI for Project Night Watch (Contract No. BA-2011-RO-014-PS) as a result of unacceptable performance and failure to deliver timely after several extensions granted by the Authority; and

WHEREAS, Traffic Technologies, Inc. (hereinafter "TTI") has expertise with the lane controller software and is capable of providing expertise with respect to the Night Watch lane controller software project and could complete the necessary work to implement Project Night Watch without additional training or orientation; and

WHEREAS, the lane controller software is critical to the implementation of the Night Watch system at the Kingston-Rhinecliff Bridge.

NOW, THEREFORE,

BE IT RESOLVED, that the Authority retain the services of TTI for contract BA-2012-OO-006-PS for the assumption of the Night Watch lane controller software project on an emergency basis; and

BE IT FURTHER RESOLVED, that the decision of the Executive Director to authorize immediate work by TTI at a lump sum cost of \$25,000 is confirmed.

IN WITNESS WHEREOF, this resolution has been duly adopted this 20th day of September, 2012.

Joseph Ruggiero, Secretary

NEW YORK STATE BRIDGE AUTHORITY
BOARD RESOLUTION

Resolution No.:

Resolution Date: September 20, 2012

WHEREAS the Board has reviewed the memorandum recommending an additional enhancement to the IT Consultant for Project Nightwatch; and

WHEREAS, the Authority currently has a contract with Dr. Theodore Mankovich for this type of work; now therefore

BE IT RESOLVED that contract, BA-2011-RO-014-PS.1, be amended by an additional amount not-to-exceed \$80,000.00; and

BE IT FURTHER RESOLVED that the Executive Director, or his designee, is hereby authorized and directed to take the necessary measures to implement this resolution.

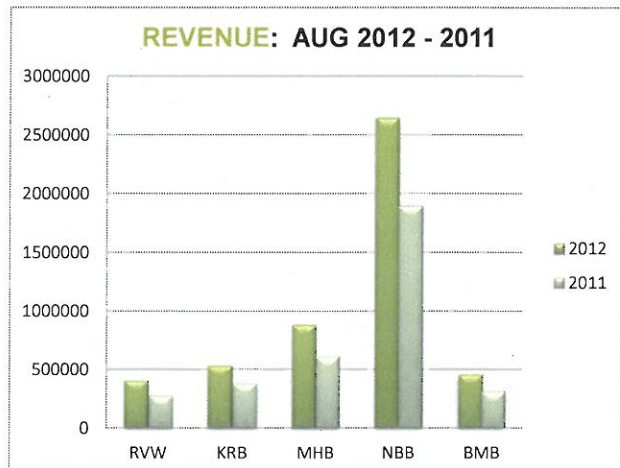
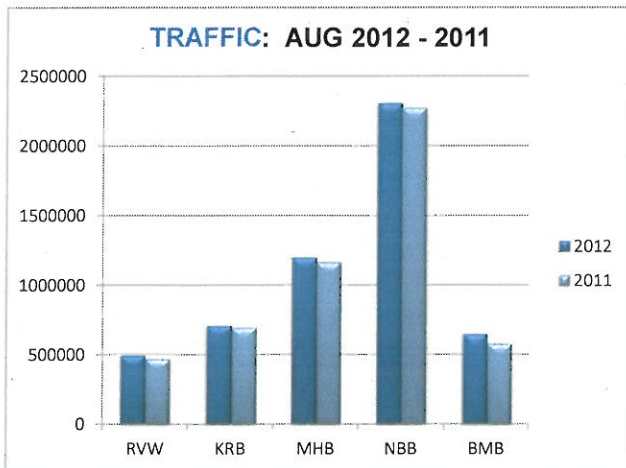
IN WITNESS WHEREOF, this resolution has been duly adopted this 20th day of September, 2012.

Joseph Ruggiero, Secretary

NEW YORK STATE BRIDGE AUTHORITY
TRAFFIC & REVENUE COMPARISON REPORT 2012 - 2011
MONTH OF : AUGUST 2012

TRAFFIC	2012	%	2011	%	+ (-)	% CHG
RIP VAN WINKLE	490,654	9.18%	466,744	9.03%	23,910	5.12%
KINGSTON-RHINECLIFF	705,820	13.21%	692,440	13.40%	13,380	1.93%
MID-HUDSON	1,196,600	22.40%	1,161,998	22.49%	34,602	2.98%
NEWBURGH-BEACON	2,305,686	43.15%	2,270,302	43.95%	35,384	1.56%
BEAR MOUNTAIN	644,152	12.06%	574,658	11.12%	69,494	12.09%
	5,342,912	100.00%	5,166,142	100.00%	176,770	3.42%

REVENUE	2012	%	2011	%	+ (-)	% CHG
RIP VAN WINKLE	\$ 405,622	8.25%	\$ 277,713	7.98%	\$ 127,909	46.06%
KINGSTON-RHINECLIFF	\$ 530,725	10.79%	\$ 381,833	10.97%	\$ 148,892	38.99%
MID-HUDSON	\$ 879,829	17.88%	\$ 612,450	17.59%	\$ 267,379	43.66%
NEWBURGH-BEACON	\$ 2,644,500	53.76%	\$ 1,894,833	54.43%	\$ 749,667	39.56%
BEAR MOUNTAIN	\$ 458,811	9.33%	\$ 314,276	9.03%	\$ 144,535	45.99%
	\$ 4,919,487	100.00%	\$ 3,481,105	100.00%	\$ 1,438,382	41.32%



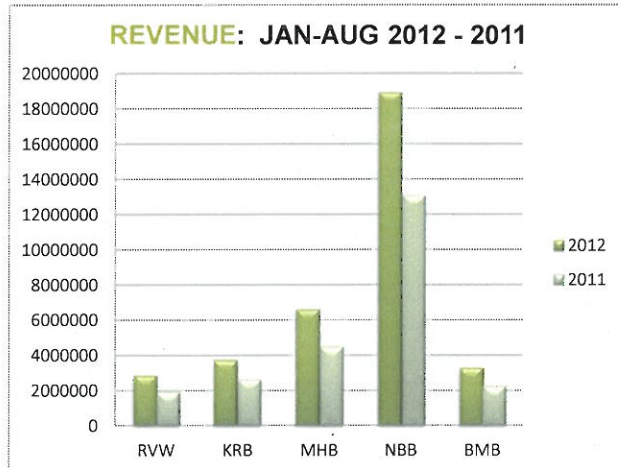
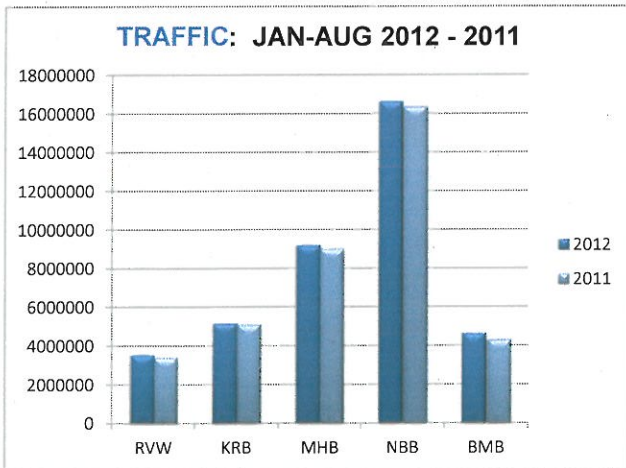
NEW YORK STATE BRIDGE AUTHORITY
 TRAFFIC CLASSIFICATION COMPARISON
 AUGUST
 2012 - 2011

BRIDGE	YEAR	COMMUTER PASSENGER VEHICLES			NON-COMMUTER PASSENGER VEHICLES			TOTAL PASSENGER VEHICLES			COMMERCIAL VEHICLES			REVENUE ADJUSTMENTS		TOTAL VEHICLES	% CHG
		COUNT	%	REVENUE	COUNT	%	REVENUE	COUNT	%	REVENUE	COUNT	%	REVENUE	+	(-)		
RIP VAN WINKLE CATSKILL-HUDSON NY	2012	59,940	12.22%	\$ 407,968	407,968	83.15%	95.36%	467,908	95.36%	22,746	4.64%	490,654			490,654		
	2011	57,430	12.30%	387,432	387,432	83.01%	95.31%	444,862	95.31%	21,862	4.69%	466,744			466,744		
	+(-)	2,510	4.37%	20,536	20,536	5.30%	5.18%	23,046	5.18%	864	3.95%	23,910			23,910	5.12%	
	2012	35,421.10	8.73%	\$ 280,489.25	280,489.25	69.15%	77.89%	315,920.35	77.89%	\$ 89,807.50	22.14%	\$ (105.83)	405,622.02			405,622.02	
	2011	30,974.25	11.15%	194,651.50	194,651.50	70.09%	81.24%	225,625.75	81.24%	\$ 52,087.50	18.76%	\$ (10.04)	277,713.21			277,713.21	
	+(-)	4,446.85	14.36%	\$ 85,847.75	85,847.75	44.10%	40.02%	90,294.60	40.02%	\$ 37,720.00	72.42%	\$ (105.79)	127,908.81			127,908.81	46.06%
KINGSTON-RHINECLIFF KINGSTON-RHINECLIFF NY	2012	104,162	14.76%	579,360	579,360	82.08%	98.84%	683,522	98.84%	22,298	3.16%	705,820			705,820		
	2011	103,138	14.89%	565,986	565,986	81.74%	96.63%	669,124	96.63%	23,316	3.37%	692,440			692,440		
	+(-)	1,024	0.99%	13,374	13,374	2.36%	2.15%	14,398	2.15%	(1,018)	-4.37%	13,380			13,380	1.93%	
	2012	58,630.00	11.05%	\$ 384,778.95	384,778.95	74.38%	85.43%	453,408.95	85.43%	\$ 77,284.75	14.56%	\$ 31.16	530,724.86			530,724.86	
	2011	48,954.50	12.82%	284,155.00	284,155.00	74.42%	87.24%	333,109.50	87.24%	\$ 48,729.50	12.76%	\$ (6.40)	381,832.60			381,832.60	
	+(-)	9,675.50	19.76%	\$ 110,623.95	110,623.95	38.93%	36.11%	120,299.45	36.11%	\$ 28,555.25	58.60%	\$ 37.56	148,892.26			148,892.26	38.99%
MID-HUDSON HIGHLAND-POUGHKEEPSIE NY	2012	267,146	22.33%	893,742	893,742	74.69%	97.02%	1,160,888	97.02%	35,712	2.98%	1,196,600			1,196,600		
	2011	269,792	23.22%	854,736	854,736	73.56%	96.78%	1,124,528	96.78%	37,470	3.22%	1,161,998			1,161,998		
	+(-)	(2,646)	-0.98%	39,006	39,006	4.56%	3.23%	36,360	3.23%	(1,758)	-4.60%	34,602			34,602	2.98%	
	2012	144,028.75	16.37%	\$ 613,206.75	613,206.75	69.70%	86.07%	757,236.50	86.07%	\$ 122,643.75	13.94%	\$ (51.43)	879,828.82			879,828.82	
	2011	105,830.25	17.28%	428,540.50	428,540.50	69.97%	87.25%	534,370.75	87.25%	\$ 78,103.50	12.75%	\$ (23.91)	612,450.34			612,450.34	
	+(-)	38,199.50	36.10%	\$ 184,666.25	184,666.25	43.09%	41.71%	222,865.75	41.71%	\$ 44,540.25	57.03%	\$ (27.52)	267,378.48			267,378.48	43.66%
NEWBURGH-BEACON NEWBURGH-BEACON NY	2012	267,070	11.58%	1,792,558	1,792,558	77.75%	89.33%	2,059,628	89.33%	246,058	10.67%	2,305,686			2,305,686		
	2011	255,288	11.24%	1,755,618	1,755,618	77.33%	88.57%	2,010,906	88.57%	259,396	11.43%	2,270,302			2,270,302		
	+(-)	11,782	4.62%	36,940	36,940	2.10%	2.42%	48,722	2.42%	(13,338)	-5.14%	35,384			35,384	1.56%	
	2012	168,048.20	6.35%	\$ 1,227,924.05	1,227,924.05	46.43%	52.79%	1,395,972.25	52.79%	\$ 1,248,466.50	47.21%	\$ 61.28	2,644,500.03			2,644,500.03	
	2011	174,252.00	9.20%	862,544.50	862,544.50	46.58%	55.77%	1,058,796.50	55.77%	\$ 838,021.50	44.23%	\$ 14.64	1,894,832.64			1,894,832.64	
	+(-)	(6,203.80)	-3.56%	\$ 345,379.55	345,379.55	39.13%	32.09%	339,175.75	32.09%	\$ 410,445.00	48.98%	\$ 46.64	749,667.39			749,667.39	39.56%
BEAR MOUNTAIN FT. MONTGOMERY-GARRISON NY	2012	71,980	11.17%	561,004	561,004	87.09%	98.27%	632,984	98.27%	11,168	1.73%	644,152			644,152		
	2011	65,928	11.47%	496,928	496,928	86.47%	97.95%	562,856	97.95%	11,802	2.05%	574,658			574,658		
	+(-)	6,052	9.18%	64,076	64,076	12.89%	12.46%	70,128	12.46%	(634)	-5.37%	69,494			69,494	12.09%	
	2012	42,130.55	9.18%	\$ 375,219.80	375,219.80	81.78%	90.96%	417,350.35	90.96%	\$ 41,496.25	9.04%	\$ (35.84)	458,810.76			458,810.76	
	2011	38,288.00	11.55%	248,705.00	248,705.00	79.14%	90.68%	284,993.00	90.68%	\$ 29,329.50	9.33%	\$ (46.61)	314,275.89			314,275.89	
	+(-)	5,842.55	16.10%	\$ 126,514.80	126,514.80	50.87%	46.44%	132,357.35	46.44%	\$ 12,166.75	41.48%	\$ 10.77	144,534.87			144,534.87	45.99%
TOTALS	2012	770,298	14.42%	4,234,632	4,234,632	79.26%	93.67%	5,004,930	93.67%	337,982	6.33%	5,342,912			5,342,912		
	2011	751,576	14.55%	4,060,700	4,060,700	78.60%	93.15%	4,812,276	93.15%	353,666	6.85%	5,166,142			5,166,142		
	+(-)	18,722	2.49%	173,932	173,932	4.28%	4.00%	192,654	4.00%	(15,884)	-4.49%	176,770			176,770	3.42%	
	2012	448,259.60	9.11%	\$ 2,891,628.80	2,891,628.80	58.78%	67.89%	3,339,888.40	67.89%	\$ 1,579,698.75	32.11%	\$ (100.66)	4,919,488.49			4,919,488.49	
	2011	396,299.00	11.38%	2,038,596.50	2,038,596.50	58.56%	69.95%	2,434,895.50	69.95%	\$ 1,046,271.50	30.06%	\$ (62.32)	3,481,104.68			3,481,104.68	
	+(-)	51,960.60	13.11%	\$ 853,032.30	853,032.30	41.84%	37.17%	904,992.90	37.17%	\$ 533,427.25	50.96%	\$ (38.34)	1,438,381.81			1,438,381.81	41.32%

NEW YORK STATE BRIDGE AUTHORITY
TRAFFIC & REVENUE COMPARISON REPORT 2012 - 2011
8 MONTHS: JANUARY - AUGUST 2012

TRAFFIC	2012	%	2011	%	+ (-)	% CHG
RIP VAN WINKLE	3,552,244	9.07%	3,415,334	8.94%	136,910	4.01%
KINGSTON-RHINECLIFF	5,169,396	13.19%	5,094,488	13.34%	74,908	1.47%
MID-HUDSON	9,213,868	23.51%	9,027,962	23.64%	185,906	2.06%
NEWBURGH-BEACON	16,614,140	42.40%	16,339,618	42.79%	274,522	1.68%
BEAR MOUNTAIN	4,635,776	11.83%	4,310,382	11.29%	325,394	7.55%
	39,185,424	100.00%	38,187,784	100.00%	997,640	2.61%

REVENUE	2012	%	2011	%	+ (-)	% CHG
RIP VAN WINKLE	\$ 2,839,152	8.03%	\$ 1,925,442	7.91%	\$ 913,710	47.45%
KINGSTON-RHINECLIFF	\$ 3,752,482	10.61%	\$ 2,635,130	10.82%	\$ 1,117,352	42.40%
MID-HUDSON	\$ 6,585,399	18.62%	\$ 4,490,799	18.44%	\$ 2,094,600	46.64%
NEWBURGH-BEACON	\$ 18,916,549	53.50%	\$ 13,061,085	53.64%	\$ 5,855,464	44.83%
BEAR MOUNTAIN	\$ 3,266,793	9.24%	\$ 2,239,288	9.20%	\$ 1,027,505	45.89%
	\$ 35,360,375	100.00%	\$ 24,351,744	100.00%	\$ 11,008,631	45.21%



NEW YORK STATE BRIDGE AUTHORITY
 TRAFFIC CLASSIFICATION COMPARISON
 8 MONTHS: JANUARY - AUGUST
 2012 - 2011

BRIDGE	YEAR	COMMUTER PASSENGER VEHICLES		NON-COMMUTER PASSENGER VEHICLES		TOTAL PASSENGER VEHICLES		TOTAL COMMERCIAL VEHICLES		REVENUE ADJUSTMENTS		TOTAL VEHICLES	% CHG
		COUNT	%	COUNT	%	COUNT	%	COUNT	%	\$	%		
RIP VAN WINKLE CATSKILL - HUDSON NY	COUNT	503,880	14.18%	2,890,078	81.36%	3,393,958	95.54%	158,286	4.46%			3,552,244	
	COUNT	471,980	13.82%	2,785,198	81.55%	3,257,176	95.37%	158,158	4.63%			3,415,334	
	COUNT	+(-)	6.76%	104,882	3.77%	136,782	4.20%	128	0.08%			136,910	4.01%
	REVENUE	\$ 318,483.36	11.22%	\$ 1,935,317.30	68.17%	\$ 2,253,800.66	79.38%	\$ 585,561.75	20.62%	\$ (210.54)		\$ 2,839,151.87	
	REVENUE	\$ 161,585.29	8.39%	\$ 1,398,138.50	72.61%	\$ 1,559,723.79	81.01%	\$ 365,808.50	19.00%	\$ (90.54)		\$ 1,925,441.75	
	REVENUE	\$ 156,898.07	97.10%	\$ 537,178.80	38.42%	\$ 694,078.87	44.50%	\$ 219,753.25	60.07%	\$ (120.00)		\$ 913,710.12	47.45%
KINGSTON-RHINECLIFF KINGSTON - RHINECLIFF NY	COUNT	874,352	16.91%	4,145,244	80.19%	5,019,596	97.10%	149,800	2.90%			5,169,396	
	COUNT	844,008	16.57%	4,097,804	80.44%	4,941,812	97.00%	152,676	3.00%			5,094,488	
	COUNT	+(-)	3.60%	47,440	1.16%	77,784	1.57%	(2,876)	-1.88%			74,908	1.47%
	REVENUE	\$ 514,943.40	13.72%	\$ 2,747,249.90	73.21%	\$ 3,262,193.30	86.93%	\$ 490,114.25	13.06%	\$ 174.24		\$ 3,752,481.79	
	REVENUE	\$ 271,399.15	10.30%	\$ 2,055,304.50	78.00%	\$ 2,326,703.65	88.30%	\$ 308,493.00	11.71%	\$ (66.40)		\$ 2,635,130.25	
	REVENUE	\$ 243,544.25	89.74%	\$ 681,945.40	33.67%	\$ 935,489.65	40.21%	\$ 181,621.25	58.87%	\$ 240.64		\$ 1,117,351.54	42.40%
MID-HUDSON HIGHLAND - FOUCHERPIERRE NY	COUNT	2,286,358	24.60%	6,679,210	72.49%	8,945,568	97.09%	268,300	2.91%			9,213,868	
	COUNT	2,231,458	24.72%	6,523,228	72.26%	8,754,686	96.97%	273,276	3.03%			9,027,962	
	COUNT	+(-)	1.56%	155,982	2.39%	190,882	2.18%	(4,976)	-1.82%			185,906	2.06%
	REVENUE	\$ 1,256,603.60	19.08%	\$ 4,449,224.95	67.56%	\$ 5,705,828.55	86.64%	\$ 879,851.00	13.36%	\$ (280.31)		\$ 6,585,399.24	
	REVENUE	\$ 661,236.83	14.72%	\$ 3,266,610.50	72.78%	\$ 3,929,847.33	87.51%	\$ 561,218.50	12.50%	\$ (266.41)		\$ 4,490,799.42	
	REVENUE	\$ 595,366.77	90.04%	\$ 1,180,614.45	36.12%	\$ 1,775,981.22	45.19%	\$ 318,632.50	56.78%	\$ (13.90)		\$ 2,094,599.82	46.64%
NEWBURGH-BEACON NEWBURGH - BEACON NY	COUNT	2,213,950	13.33%	12,577,256	75.70%	14,791,206	89.03%	1,822,934	10.97%			16,614,140	
	COUNT	2,076,716	12.71%	12,417,450	76.00%	14,494,166	88.71%	1,845,452	11.29%			16,339,618	
	COUNT	+(-)	6.61%	159,806	1.29%	297,040	2.05%	(22,518)	-1.22%			274,522	1.68%
	REVENUE	\$ 1,581,034.15	8.36%	\$ 8,383,141.10	44.37%	\$ 9,974,175.25	52.73%	\$ 8,941,848.75	47.27%	\$ 525.54		\$ 18,916,549.54	
	REVENUE	\$ 809,260.75	6.20%	\$ 6,238,086.00	47.76%	\$ 7,047,326.75	53.96%	\$ 6,014,462.50	46.05%	\$ (704.21)		\$ 13,061,085.04	
	REVENUE	\$ 771,773.40	95.37%	\$ 2,155,075.10	34.55%	\$ 2,926,848.50	41.53%	\$ 2,927,386.25	48.67%	\$ 1,229.75		\$ 5,855,464.50	44.83%
BEAR MOUNTAIN FT. MONTGOMERY - GARRISON NY	COUNT	591,510	12.76%	3,958,226	85.38%	4,549,736	98.14%	86,040	1.86%			4,635,776	
	COUNT	537,502	15.74%	3,684,360	85.46%	4,221,862	97.95%	88,520	2.05%			4,310,382	
	COUNT	+(-)	10.05%	273,866	7.43%	327,874	7.77%	(2,480)	-2.80%			325,394	7.55%
	REVENUE	\$ 371,256.30	11.36%	\$ 2,580,771.50	79.00%	\$ 2,952,027.80	90.36%	\$ 314,846.25	9.64%	\$ (81.21)		\$ 3,266,792.84	
	REVENUE	\$ 184,770.29	5.41%	\$ 1,843,598.50	82.33%	\$ 2,028,368.79	90.56%	\$ 211,102.00	9.43%	\$ (163.11)		\$ 2,239,287.68	
	REVENUE	\$ 186,486.01	100.93%	\$ 737,173.00	39.99%	\$ 923,659.01	45.54%	\$ 103,744.25	49.14%	\$ 101.90		\$ 1,027,505.16	45.89%
TOTALS	COUNT	6,450,050	16.46%	30,250,014	77.20%	36,700,064	93.66%	2,485,360	6.34%			39,185,424	
	COUNT	6,161,664	16.14%	29,508,038	77.27%	35,669,702	93.41%	2,518,082	6.59%			38,187,784	
	COUNT	+(-)	4.68%	741,976	2.51%	1,030,362	2.89%	(32,722)	-1.30%			987,640	2.61%
	REVENUE	\$ 4,042,320.81	11.43%	\$ 20,105,704.75	56.86%	\$ 24,148,025.56	68.29%	\$ 11,212,222.00	31.71%	\$ 127.72		\$ 35,360,375.28	
	REVENUE	\$ 2,086,252.31	8.58%	\$ 14,803,718.00	60.79%	\$ 16,891,970.31	69.37%	\$ 7,461,084.50	30.64%	\$ (1,310.67)		\$ 24,351,744.14	
	REVENUE	\$ 1,954,068.50	93.57%	\$ 5,301,986.75	35.82%	\$ 7,256,055.25	42.96%	\$ 3,751,137.50	50.28%	\$ 1,438.39		\$ 11,008,631.14	45.21%

NEW YORK STATE BRIDGE AUTHORITY
BOARD RESOLUTION

Resolution No.:

Resolution Date: September 20, 2012

WHEREAS, as Chief Operating Officer of the New York State Bridge Authority, the Executive Director is required to attend meetings and conduct Authority business with other state agencies and governmental entities; and

WHEREAS, the Executive Director's official work station is at the Authority's administrative offices in Highland, NY; now therefore

BE IT RESOLVED that Joseph Ruggiero, Executive Director is authorized to receive reimbursement for appropriate expenses, including overnight travel, incurred while traveling within the State of New York while on Authority official business. Reimbursement is authorized in accordance with the current New York State Bridge Authority Travel and Expense Guidelines and the Office of the State Comptroller's Travel Guidelines; and

BE IT FURTHER RESOLVED that this Authorization shall include travel requested by the Executive Chamber to New York City on August 1-2, 2012; and,

BE IT FURTHER RESOLVED that the Treasurer, or his designee, is hereby authorized and directed to take the necessary measures to implement this resolution.

IN WITNESS WHEREOF, this resolution has been duly adopted this 20th day of September, 2012.

Francis Vecellio, Chairman

NEW YORK STATE BRIDGE AUTHORITY

BOARD RESOLUTION

Resolution No.:

Resolution Date: September 20, 2012

WHEREAS, the Board of Commissioners of the NYS Bridge Authority (NYSBA) authorized the execution of a Project Labor Agreement (PLA) on October 20, 2011 for the Newburgh-Beacon Bridge Rehabilitation project based on a Due Diligence Study delivered to the Authority on August 8, 2011 that concluded the PLA would be materially beneficial to both the NYSBA and public, principally in the promoting the timely completion of the project as well as making possible cost saving of approximately \$4.2 million amounting to approximately eleven percent (11%) of the projected total labor costs; and,

WHEREAS, the Authority executed a PLA with the Hudson Valley Construction Trades Council on November 14, 2011; and,

WHEREAS, the Authority desires to insure that the most current information is utilized in the development and execution of bid and contractual documents for the Newburgh-Beacon Bridge project and requested an update of the Due Diligence Study; now therefore

BE IT RESOLVED that, after review by Counsel and NYSBA engineers, sufficient justification continues to exist for the utilization of the PLA on the Newburgh-Beacon Bridge project and that the board of Commissioners confirms the decision to include these terms in the bid and contractual documents for the project and the expenditure of \$14,000.00 for the updated study under BA-2020-RE-111-ES; and

BE IT FURTHER RESOLVED that the Executive Director, or his designee, is hereby authorized and directed to take the necessary measures to implement this resolution.

IN WITNESS WHEREOF, this resolution has been duly adopted this 20th day of September, 2012.

Joseph Ruggiero, Secretary